

BS700

Surface Mounted

Lowbay Lighting



BS700 with Luxeon LEDs offer optimum visual conditions while enabling maximum energy saving with "Nexens" motion-detection device for under canopies downlight

Benefits

- Minimum 60% energy saving compare to high-intensity discharge lamps solution
- Better visibility at night
- Easy installation, one person to perform installation
- Minimum maintenance

Features

- Intelligent dimming system with motion sensor
- Status indicators
- Fitting available for surface-mounted and recessed-mounted

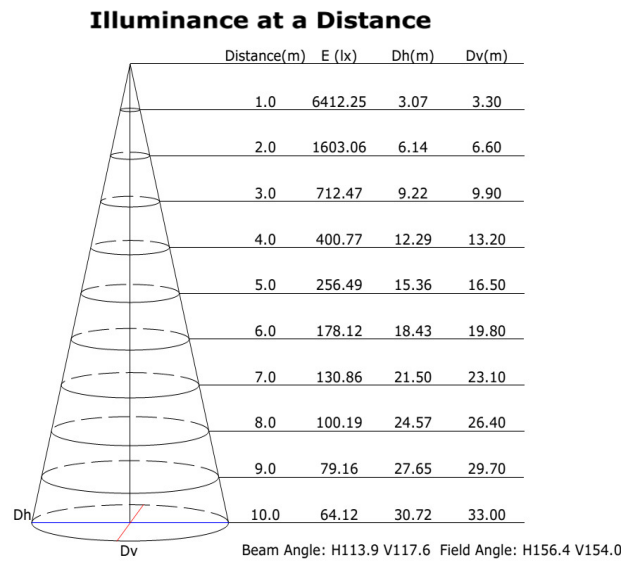
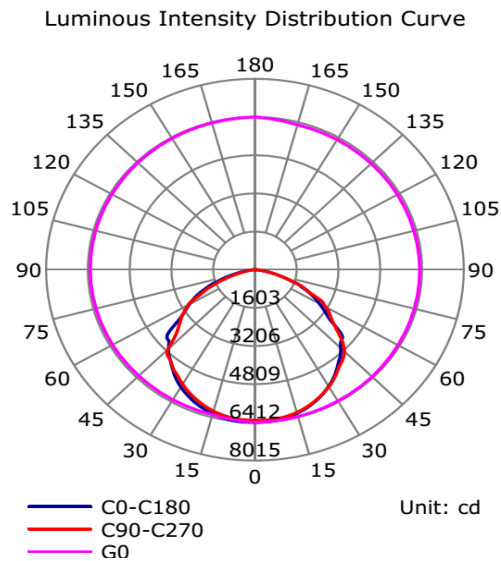
Application

- Service station canopies
- Multi Purpose Hall
- Workshops
- Factories
- Lobbies

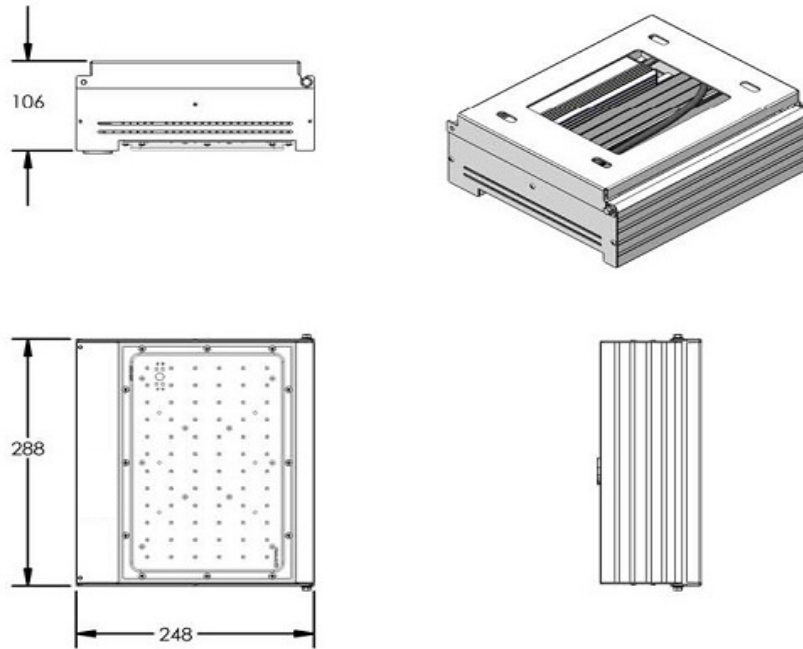
Specification :

Model	BS700-140-C12
AC Input Voltage	90 ~ 305Vac
System Power	140W
Luminous Efficacy	136lm/W
LED Driving Current	2,830mA (88mA/LED)
Luminous Flux :	18,780lm
Light Color	Cool White (CCT : 5000 ~ 6500K)
Color Rendering index (CRI)	> 70 CRI
Beam Angle	120 °
Operating Temperature	0 ~ 50° C
Storage Temperature	-20 ~ 80° C
Lifetime (typ.)	100,000hrs at Ta 25° C
LED Lumen Maintenance	LM80
Heatsink Material	Aluminium Extruded
Luminaire Cover Material	Clear Polycarbonate
Body Color	White
Size (L) X (W) x (H)	288mm x 248mm X 106mm
IP rating	IP65
Electrical Safety	Class I
Compliance	CE, RoHS

Photometric data :



Dimension:



Model Name Structure:

