

## BS700

### Surface Mounted

#### Lowbay Lighting



BS700 with Luxeon LEDs offer optimum visual conditions while enabling maximum energy saving with "Nexens" motion-detection device for under canopies downlight

### Benefits

- Minimum 60% energy saving compare to high-intensity discharge lamps solution
- Better visibility at night
- Easy installation, one person to perform installation
- Minimum maintenance

### Features

- Intelligent dimming system with motion sensor
- Status indicators
- Fitting available for surface-mounted and recessed-mounted

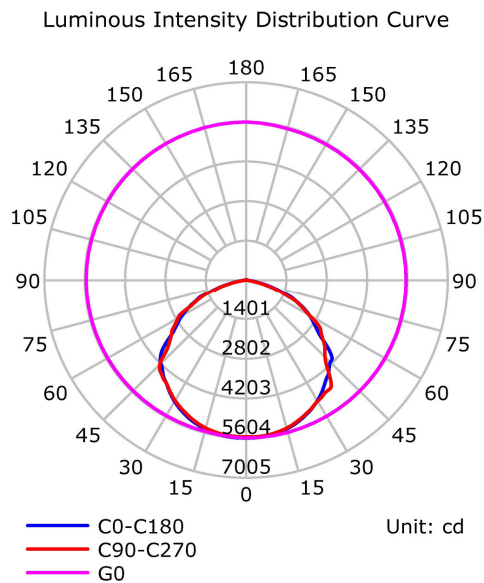
### Application

- Service station canopies
- Multi Purpose Hall
- Workshops
- Factories
- Lobbies

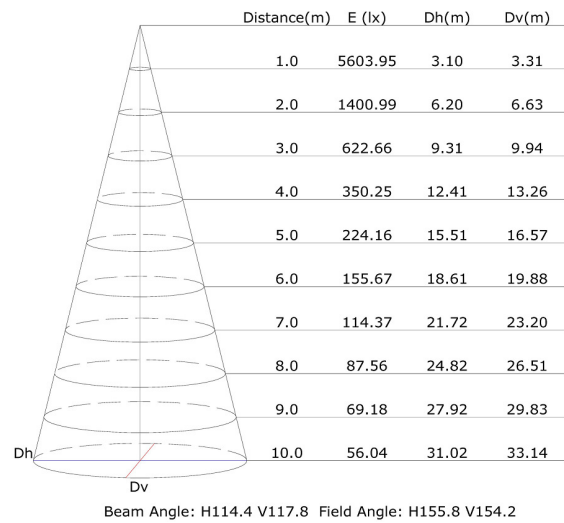
## Specification :

Model	BS700-120-C12
AC Input Voltage	90 ~ 305Vac
System Power	120W +5% -10%
Luminous Efficacy	136lm/W
LED Driving Current	2,520mA (78mA/LED)
Luminous Flux :	16,520lm
Light Color	Cool White ( CCT : 5000 ~ 6000K )
Color Rendering index (CRI)	> 70 CRI
Beam Angle	120 °
Operating Temperature	0 ~ 50° C
Storage Temperature	-20 ~ 80° C
Lifetime (typ.)	100,000hrs at Ta 25° C
LED Lumen Maintenance	LM80
Heatsink Material	Aluminium Extruded
Luminaire Cover Material	Clear Polycarbonate
Body Color	White
Size (L) X (W) x (H)	288mm x 248mm X 106mm
IP rating	IP65
Electrical Safety	Class I
Compliance	IEC, RoHS

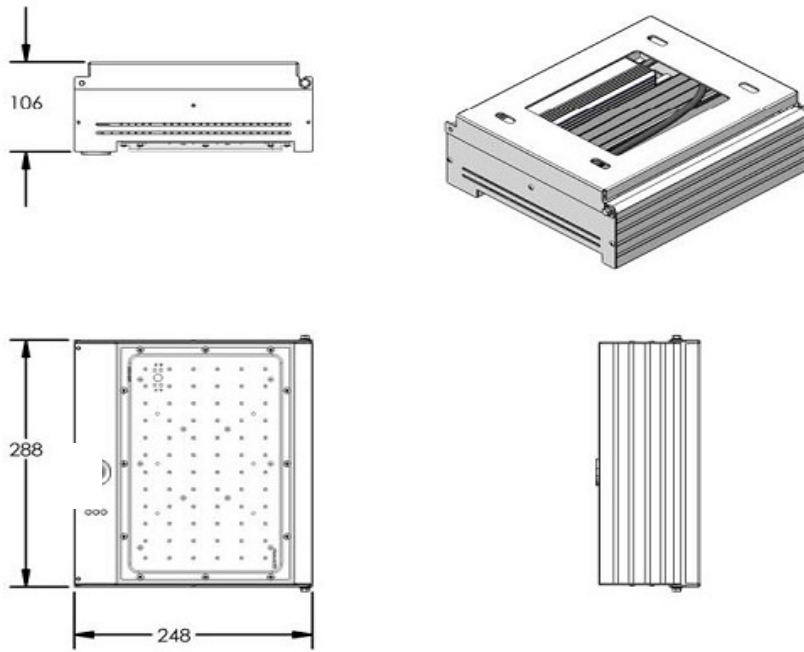
## Photometric data :



## Illuminance at a Distance



Dimension:



Model Name Structure:

