

DL6AS

DL6AS Series

Most economical down light solution with a high system efficacy. Simple design yet conforms to general lighting specifications for indoor lighting applications such as offices, shops and homes.



Benefits

- Reduce energy costs
- Low maintenance costs
- Easy installation or replacement.
- Light in weight.

Features

- 50% Energy savings
- Long life span - up to 50,000 Hrs at 25° C
- Meet CE standard LED driver
- No mercury or toxic gas.
- RoHS compliant

Application

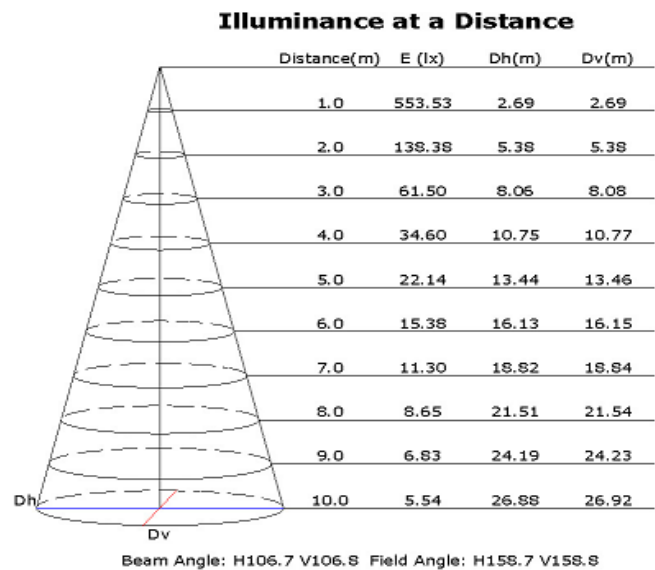
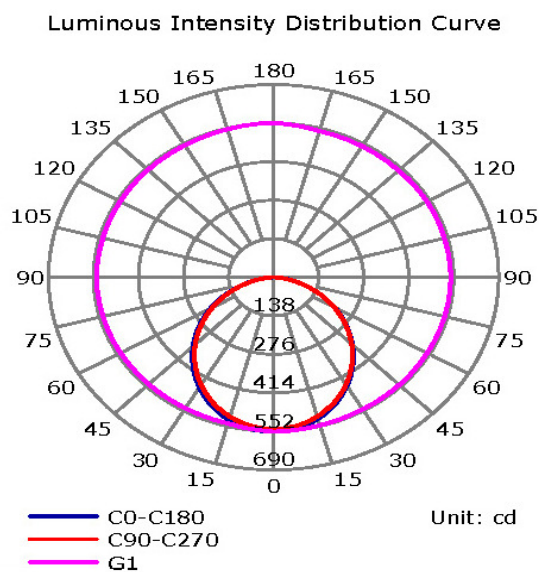
- Shop
- Offices
- Residential.



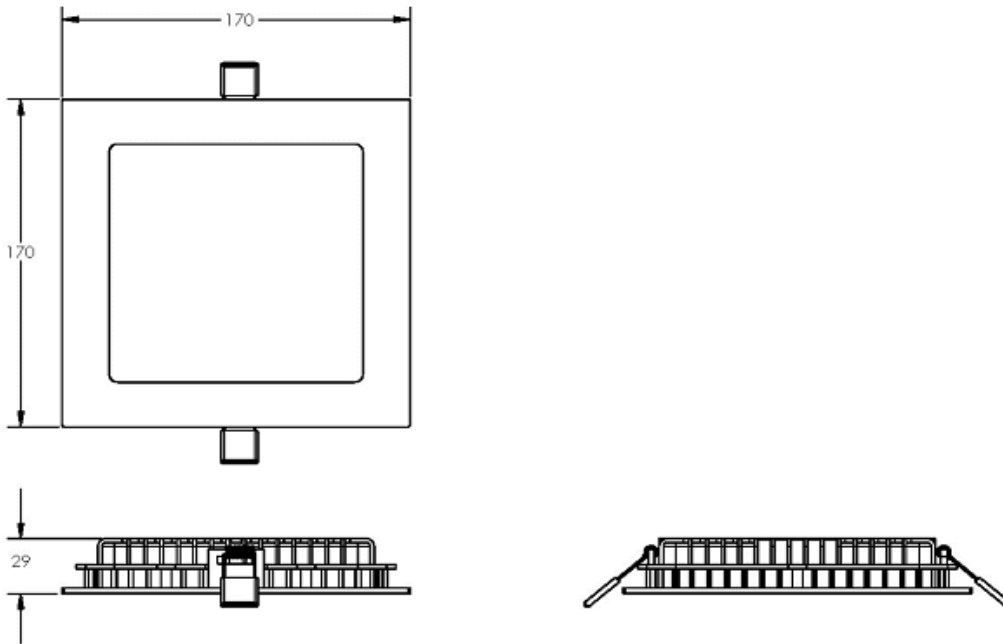
Specification :

Model	DL6AS-C20-W12	DL6AS-F20-W12
AC Input Voltage	100 ~ 240 Vac, 50 ~ 60 Hz	
System Power	20 W ± 2 W	
LED Driving Current	400 mA	
No Of LEDs	45pcs Samsung LED	
CCT	6000 ~ 7000K	2850 ~ 3250K
Luminous Flux (Hot Lumen)	1,450 lm	1,310 lm
Luminous Efficacy	> 72 lm/W	> 65 lm/W
Beam Angle	120°	
Operating Temperature	-20 ~ +50° C	
Storage Temperature	-30 ~ +80° C	
Lifetime (typ.)	50,000 hrs @ 25° C	
LED Lumen Maintenance	LM80	
Heatsink Material	Casting with powder coat	
Luminaire Cover Material	PMMA cover	
Body Color	White	
Size (L) X (W) X (H)	170mm x 170mm x 29mm	
Weight	Approx. 0.25 kg	
IP rating	IP20	
Electrical Safety	Class II	
Compliance	pending SIRIM, IEC	

Photometric data :



Dimension:



Hole Opening : 155mm x 155mm

Model Name Structure:

